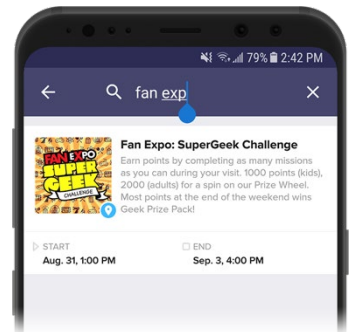
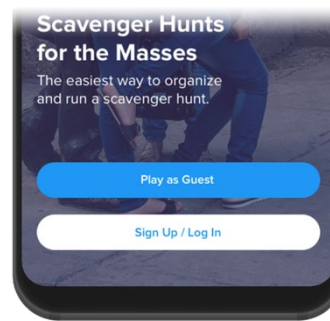




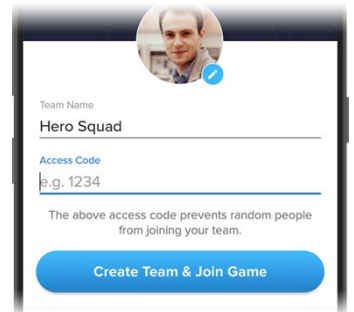
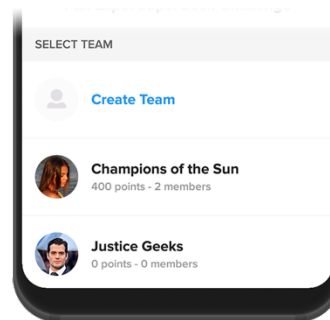
1. Download the free GooseChase Android or iPhone app.



2. Choose to play as a guest; or register for a personal account with an email, username, and password of your choice.

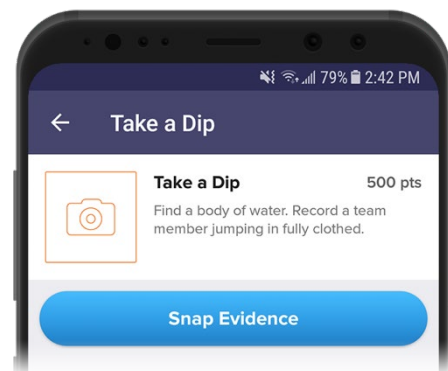


3. Tap the search icon and enter 125 County Wide or game code 7Z3P46.



4. Enter your player name or select your player profile if it's already been created.

5. Once the game starts, you'll be presented with the missions you are attempting to complete. Mission types include Photo/Video or GPS check in. To complete a mission, select it from the list and hit the "Snap Evidence" button.





6. Make sure you're completing missions accurately! (e.g. "take a picture with a zebra" means take a picture with a real zebra, not next to a zebra on a computer screen)

Your game organizer can deduct points from your team if your submission falls short.

Bonus points can also be awarded to missions accomplished in extraordinary fashion!

7. Using the navigation tabs, you can keep track of how you are doing via the activity feed and the leaderboard, see notifications from the game organizer or review (and resubmit) your previous submissions.
8. Most importantly, Have fun!

